

Himeji Transportation Guide



Himeji Bus・Taxi Stop

Himeji Station Area Bus Stops & Taxi Stands



* Refer to "Bus Stops and Destinations" on the right page for details.

Himeji Castle Otemon Gate Area Bus Stops






* All buses departing from these bus stops go to Himeji Station.



Point your destination and show it to the driver.

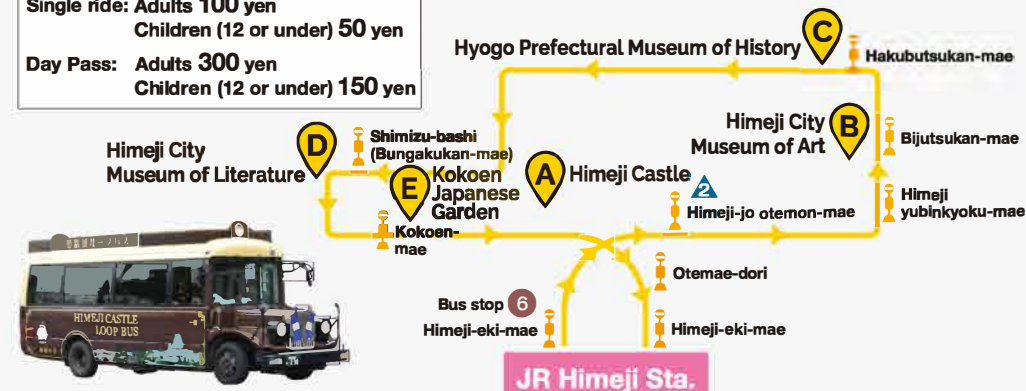
* The taxi fare indicated here is an approximate one from the North Exit of Himeji Station.
* Taxi fares may vary due to traffic conditions.

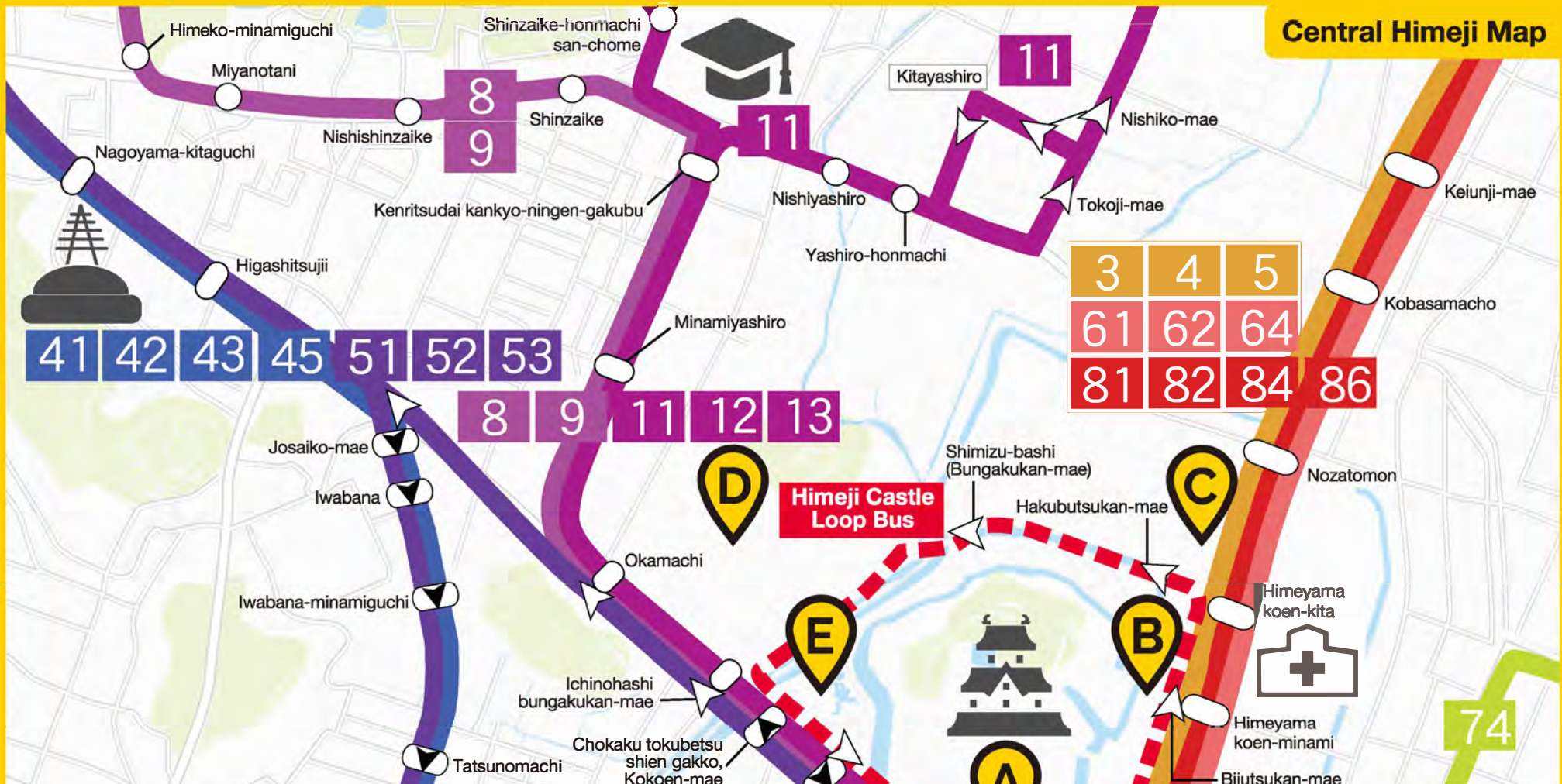
Destination	Origin	Origin bus stop	Route	Bus Destination bus stop	Fare	Travel time	Approximate taxi fare
 A Himeji Castle	JR Himeji Sta.	6 7 3 9 10	All buses departing from the bus stops indicated on the left	Himeji-jo Otemon-mae	100 yen	3 min	790~970 yen
 B Himeji City Museum of Art	JR Himeji Sta.	6 7 3	All buses departing from the bus stops indicated on the left	Himeyama Koen Minami	170 yen	Approx. 5 min	790~970 yen
	Himeji Castle	2	3 62 64 84	Himeyama Koen Minami	170 yen	1 min	550~680 yen
 C Hyogo Prefectural Museum of History	JR Himeji Sta.	6 7 3	3 61 84	Himeyama Koen Kita	170 yen	6 min	660~810 yen
	Himeji Castle	2	3 62 64 84	Himeyama Koen Kita	170 yen	2 min	550~680 yen
 D Himeji City Museum of Literature	JR Himeji Sta.	6 9 10 17 18	8 9 11 12 13 43 45 53	Ichinobashi Bungakukan-mae	170 yen	6 min	980~1,210 yen
	Himeji Castle	1	8 9 11 12 43	Ichinobashi Bungakukan-mae	170 yen	3 min	660~810 yen
 E Koko Japanese Garden	JR Himeji Sta.	6 10 17 18	8 9 43 45 53	Chokaku Tokubetsu Shien Gakko/Koko-mae	170 yen	5 min	790~970 yen
	Himeji Castle						--- 5 min walk ---

Destination	Origin	Origin bus stop	Route	Bus Destination bus stop	Fare	Travel time	Approximate taxi fare
 F Shoshazan Engyoji Temple	JR Himeji Sta.	10	8	Shoshazan Ropeway	270 yen	Approx. 30 min	3,110~4,000 yen
	Himeji Castle	1	8	Shoshazan Ropeway	270 yen	Approx. 25 min	2,950~3,760 yen
 G Japan Toy Museum	JR Himeji Sta.					• 20 min from JR Himeji Station to Koro Station on the Bantan Line (240 yen for adults) • 15 min walk from JR Koro Station	3,750~4,800 yen
 H Himeji Port / Ieshima	JR Himeji Sta.	1	94	Himeji-ko	270 yen	20 min	2,070~2,640 yen
	Himeji Castle					There is no direct bus route from Himeji Castle. Please return to Himeji Station and take the bus indicated above.	2,310~2,960 yen

Himeji Castle Loop Bus is convenient for A~E

Single ride: Adults 100 yen
Children (12 or under) 50 yen
Day Pass: Adults 300 yen
Children (12 or under) 150 yen







Information of Value Tickets



Himeji Castle Loop Bus 1-Day Pass

Unlimited rides on Loop Bus for a whole day!
Including discounts on admission to some
tourist spots (e.g. Himeji Castle).

*From Dec. to Feb., only operated on Saturdays,
Sundays, and national holidays

Ticketing venue

Shinkai Bus Information Desk/Ticket Center

Price

Adults **300 yen** Children **150 yen**



Introduction of Route Map



Each bus route is indicated by color
and number on the maps.



Bus stop



The bus stops only in the
direction of the arrow.

Questions about the destinations 目的地に関する質問

Himeji Station
姫路駅

Is this bus going to _____?
このバスは_____に行きますか?

Himeji Castle
姫路城

When will be the departure time of the bus going to _____?
_____に行くバスは何時に出発しますか?

Koko-en Japanese Garden
好古園

Please tell me when we arrive at _____,
_____に着いたら教えてください。

Shoshazan Engyoji Temple
書寫山園教寺

How long does it take to go to _____?
_____までどれぐらいの時間がかかりますか?

Himeji City Museum of Art
市立美術館

How much does it cost to go to _____?
料金は_____までいくらですか?

Himeji City Museum of Literature
姫路文学館

Please go to _____,
_____に行ってください。

Hyogo Prefectural Museum of History
県立歴史博物館

Japan Toy Museum
日本玩具博物館

Himeji Port
姫路港

Questions about the facilities 施設に関する質問

Lavatory
トイレ

ATM
現金自動預払機

Bus Stop
バス停

Drug Store
ドラッグストア

Convenience Store
コンビニ

Supermarket
スーパーマーケット

JR Himeji Station
JR 姫路駅

Sanyo Himeji Station
山陽姫路駅

Where can I find a _____?
_____はどこですか?

Answer 回答

Yes
はい

No
いいえ

I Don't Know
わかりません

1

2

3

Yen
円

4

5

6

Hour
時間

7

8

9

Minute
分

0

00

000

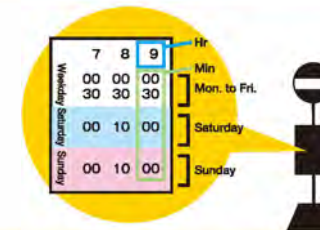
:

AM

PM

STEP 01 | Waiting at the bus stop

Look for the bus number and the bus stop to your destination. Find the bus you wish to take and wait.



STEP 02 | Checking the destination

When the bus arrives, check the route number and where the bus is going.



STEP 03 | Getting on the bus

You board at the rear door, and pay and exit through the front door. When boarding, take a numbered ticket from the ticket dispenser or touch your IC card.



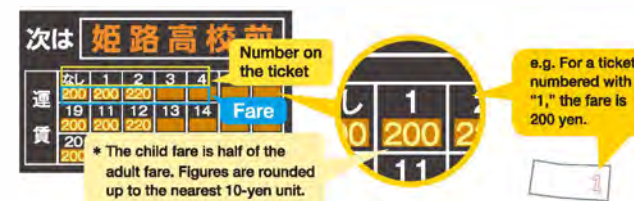
STEP 04 | Ringing the bell

When your destination is announced, ring the bell to indicate to the driver that you wish to get off, or use "Touch and Talk" on the left to ask the driver to assist you.



STEP 05 | Checking the fare

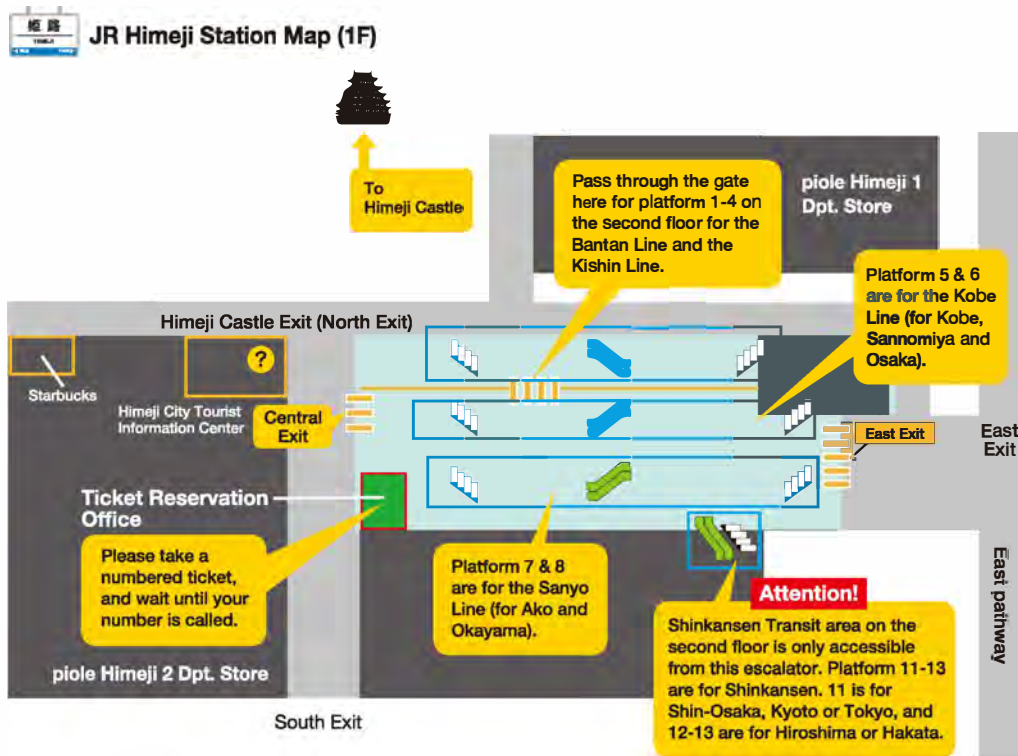
Look at your numbered ticket and find the number on the fare display at the front of the bus ("なし" for no ticket). Check the fare indicated below the number.



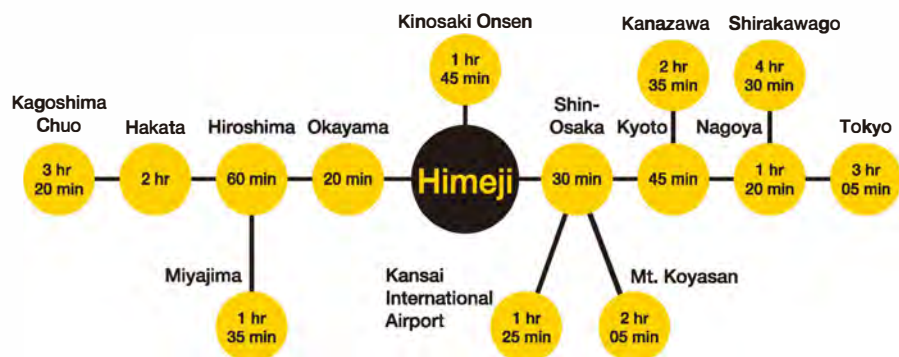
STEP 06 | Paying the fare and getting off the bus

Wait for the complete stop. Put the fare and the numbered ticket into the fare box. Only exact change is accepted. If necessary, use the change machine next to the driver.





Traveling time to other cities from Himeji



* Excluding the interchanging time

Shoshazan Ropeway Set Ticket

The top of Mt. Shosha, well-known for Engyo-ji Temple, is accessible by a ropeway. This set ticket is for a roundtrip bus ride the ropeway from Himeji Station.

Ticketing venue

Shinki Bus Information Desk/Ticket Center

Price

Adults **1,300 yen** Children **650 yen**

Himeji Central Park Set Ticket

Set tickets are available for roundtrip bus rides from Himeji Station with admission to Amusements and/or Safari park.

Ticketing venue

Shinki Bus Information Desk/Ticket Center

How to use

STEP 01 Go to the Shinki bus terminal at Himeji Station (North Exit), and find bus stops **13** or **14**. Take the direct bus to the park or **174**.

STEP 02 When you arrive at Himeji Central Park, enter the park first, and obtain tickets for each place.

Ticket	Adults	Students	Children	Contents
Central Park admission, a roundtrip bus, and safari set ticket	7,800 yen	7,000 yen	5,600 yen	Bus + Park + Safari
Central Park admission and attractions set ticket *No entry to the safari park	5,100 yen	4,500 yen	3,700 yen	Bus + Park + Amusement
Central Park admission and safari set ticket *No admission to attractions	5,000 yen	4,500 yen	3,150 yen	Bus + Safari + Amusement

Icons

- A roundtrip bus ride (Himeji Sta. — Central Park)
- Park admission
- Amusements pass (unlimited)
- Safari Park admission and Safari Bus ride *No entry to Night Safari



A Himeji Castle




B Himeji City Museum of Art



C Hyogo Prefectural Museum of History



D Himeji City Museum of Literature




E Kokoen Japanese Garden



F Shoshazan Engyoji Temple



G Japan Toy Museum



H Himeji Port / Ieshima and Shodoshima

Jokamachi Sansaku (Castle Town Walk) 1-Day Free Ticket

Unlimited rides within the 210-yen zone from Himeji Station, including Loop Bus.

Ticketing venue

Shinki Bus Information Desk/Ticket Center

Price

Adults **500 yen**

Refer to the back of this Guide for the area covered.

Himeji City Map



